



Our versatile, fully seam-sealed jacket offers outstanding waterproof protection to keep you dry whether you're on the job or on the trail. Folds into a convenient carry pouch for easy, compact storage.

- 100% polyester
- 100% polyester mesh-lined body and hood
- 5000MM fabric waterproof rating
- 1000G/M2 fabric breathability rating
- Zip-off hood
- Contrast waterproof zippers
- Adjustable self-fabric tab cuffs with hook and loop closures
- Front zippered pockets
- Port Pocket™ for easy embroidery access
- Open hem with locking drawcord for adjustability
- Drawstring carry pouch included

CARE INSTRUCTIONS

Machine wash cold. Do not bleach. Cool iron if needed. Do not dry clean.



front



back

HOW TO MEASURE












CHEST WIDTH

Measure under the arm and around the fullest part of the chest with arms down, keeping tape horizontal.

SIZE CHART

	XS	S	M	L	XL	2XL	3XL	4XL
Chest	32-34	35-37	38-40	41-43	44-46	47-49	50-53	54-57

COLOR INFORMATION

								
Black PMS NTR BLACK C	Dark Grey Heather	Direct Blue PMS 2144C	Engine Red PMS 200C	Magnet PMS COOL GRAY 11C	Orange Crush	Slicker Yellow PMS 1235C	True Navy PMS 5255C	Vine Green PMS 7741C